

D-09-WS


WATER SOFTENER

**Duplex 9" Water Softener for
High Capacity Service Flow Rate**

Addresses hard water problems such as calcification, scaling and spotting by removing magnesium and calcium hardness minerals and discarding them to drain.



**SOFTENER
RESIN**

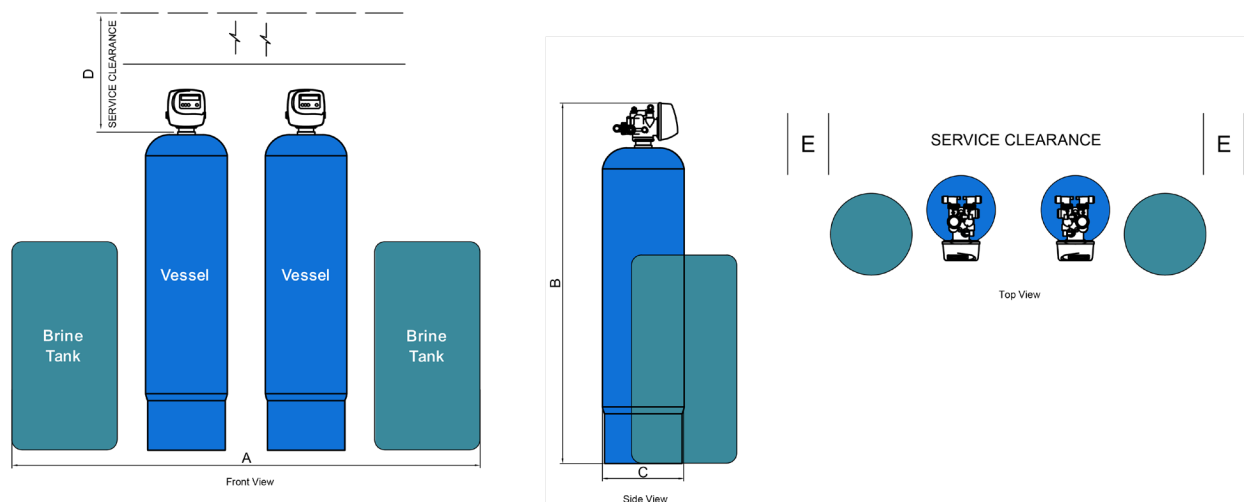


FEATURES

- Save time and reduce labour costs with this preassembled kit
- Easy to order with a single product code
- Free commissioning load of water softener salt
- Reduce equipment maintenance costs with the No Hard Water Bypass Valve option
- Choice of different metered options to suit your requirements
- Suitable for any site application with flexible softener configurations
- Reduced downtime with sequential or parallel controls for multiple softeners

Freecall 1800 656 771
southlandfiltration.com.au

PLANS/DRAWINGS



SPECIFICATIONS

PRODUCT CODE

D-09-WS

FLOW RATES

Service Flow (lpm)	38
Peak Service Flow (lpm)	60
Backwash Flow (lpm)	10

OPERATING PRESSURES

Min Operating Pressure	210kPa
Max Operating Pressure	700kPa

CONNECTIONS

Inlet/Outlet Connection size	25mm BSPM
Drain Connection Size	19mm Hose Barb

TEMPERATURE RANGE

5°C - 43°C

WEIGHT

Approximate Operating Weight (kg) 220

ELECTRICAL

Supply 2 x GPO 240V,10Amp

DIMENSIONS

Overall System Width (A)	1390mm
Overall System Height (B)	1470mm
Overall System Depth (C)	510mm
Service Clearance (D)	500mm
Service Clearance (E)	500mm

Disclaimer. Southland Filtration reserves the right to, at any time change any details of design, specifications and performance figures of any published data.

Freecall 1800 656 771
southlandfiltration.com.au

southland
 FILTRATION

D-10-WS


WATER SOFTENER

Duplex 10" Water Softener for High Capacity Service Flow Rate

Addresses hard water problems such as calcification, scaling and spotting by removing magnesium and calcium hardness minerals and discarding them to drain.



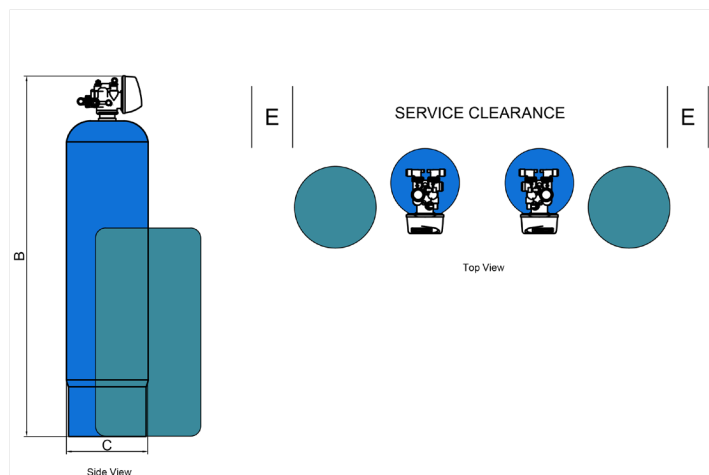
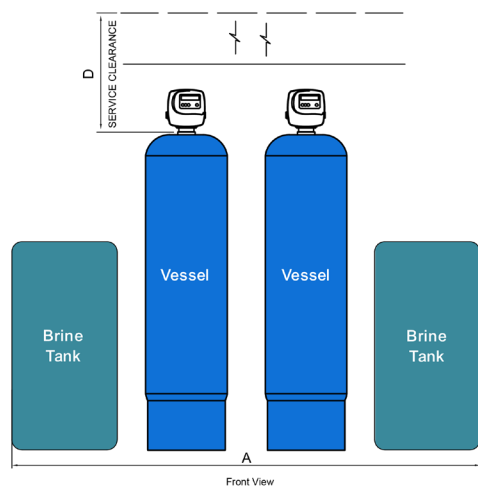
SOFTENER RESIN



FEATURES

- Save time and reduce labour costs with this preassembled kit
- Easy to order with a single product code
- Free commissioning load of water softener salt
- Reduce equipment maintenance costs with the No Hard Water Bypass Valve option
- Choice of different metered options to suit your requirements
- Suitable for any site application with flexible softener configurations
- Reduced downtime with sequential or parallel controls for multiple softeners

PLANS/DRAWINGS



SPECIFICATIONS

PRODUCT CODE

D-10-WS

FLOW RATES

Service Flow (lpm)	56
Peak Service Flow (lpm)	84
Backwash Flow (lpm)	15

OPERATING PRESSURES

Min Operating Pressure	210kPa
Max Operating Pressure	700kPa

CONNECTIONS

Inlet/Outlet Connection size	25mm BSPM
Drain Connection Size	19mm Hose Barb

TEMPERATURE RANGE

5°C - 43°C

WEIGHT

Approximate Operating Weight (kg) 310

ELECTRICAL

Supply 2 x GPO 240V,10Amp

DIMENSIONS

Overall System Width (A)	1460mm
Overall System Height (B)	1625mm
Overall System Depth (C)	510mm
Service Clearance (D)	500mm
Service Clearance (E)	500mm

Disclaimer. Southland Filtration reserves the right to, at any time change any details of design, specifications and performance figures of any published data.

Freecall 1800 656 771
southlandfiltration.com.au

southland
 FILTRATION

D-12-WS


WATER SOFTENER

Duplex 12" Water Softener for High Capacity Service Flow Rate

Addresses hard water problems such as calcification, scaling and spotting by removing magnesium and calcium hardness minerals and discarding them to drain.



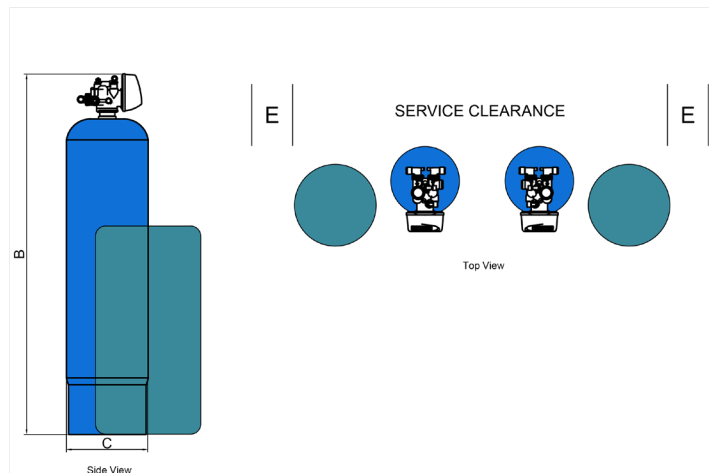
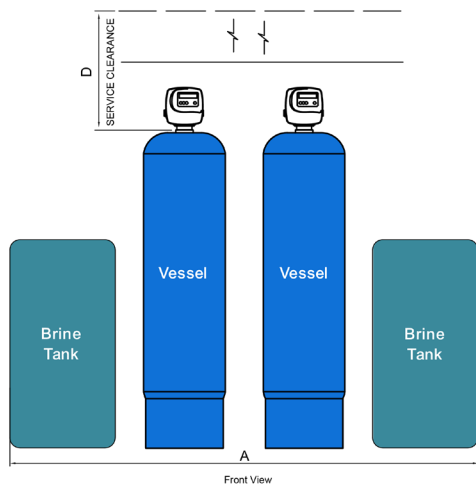
SOFTENER RESIN



FEATURES

- Save time and reduce labour costs with this preassembled kit
- Easy to order with a single product code
- Free commissioning load of water softener salt
- Reduce equipment maintenance costs with the No Hard Water Bypass Valve option
- Choice of different metered options to suit your requirements
- Suitable for any site application with flexible softener configurations
- Reduced downtime with sequential or parallel controls for multiple softeners

PLANS/DRAWINGS



SPECIFICATIONS

PRODUCT CODE

D-12-WS

FLOW RATES

Service Flow (lpm) 74

Peak Service Flow (lpm) 112

Backwash Flow (lpm) 20

OPERATING PRESSURES

Min Operating Pressure 210kPa

Max Operating Pressure 700kPa

CONNECTIONS

Inlet/Outlet Connection size 25mm BSPM

Drain Connection Size 19mm Hose Barb

TEMPERATURE RANGE

5°C - 43°C

WEIGHT

Approximate Operating Weight (kg) 420

ELECTRICAL

Supply 2 x GPO 240V,10Amp

DIMENSIONS

Overall System Width (A) 1550mm

Overall System Height (B) 1575mm

Overall System Depth (C) 510mm

Service Clearance (D) 500mm

Service Clearance (E) 500mm

Disclaimer. Southland Filtration reserves the right to, at any time change any details of design, specifications and performance figures of any published data.

Freecall 1800 656 771
southlandfiltration.com.au

southland
 FILTRATION

D-13-WS


WATER SOFTENER

Duplex 13" Water Softener for High Capacity Service Flow Rate

Addresses hard water problems such as calcification, scaling and spotting by removing magnesium and calcium hardness minerals and discarding them to drain.



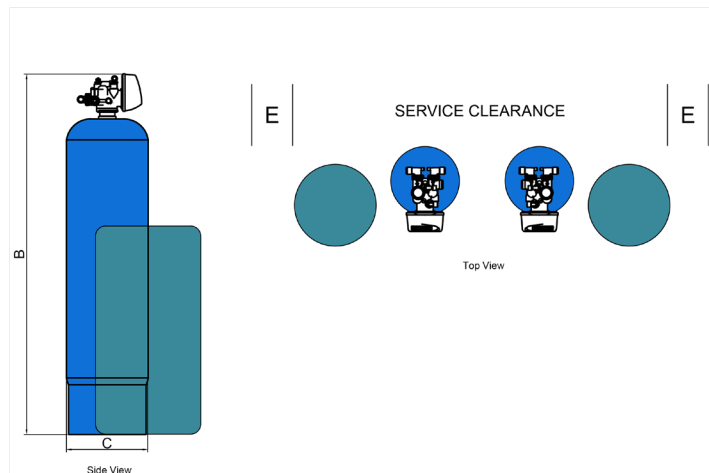
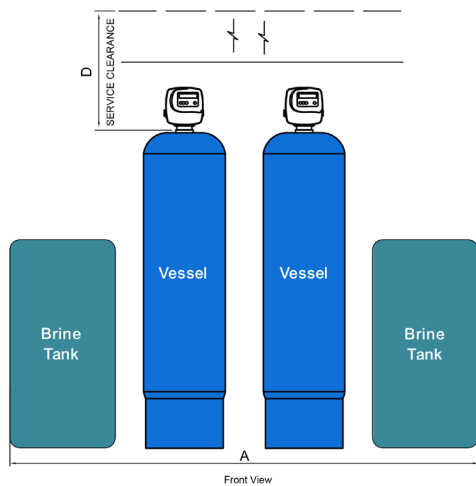
SOFTENER RESIN



FEATURES

- Save time and reduce labour costs with this preassembled kit
- Easy to order with a single product code
- Free commissioning load of water softener salt
- Reduce equipment maintenance costs with the No Hard Water Bypass Valve option
- Choice of different metered options to suit your requirements
- Suitable for any site application with flexible softener configurations
- Reduced downtime with sequential or parallel controls for multiple softeners

PLANS/DRAWINGS



SPECIFICATIONS

PRODUCT CODE

D-13-WS

FLOW RATES

Service Flow (lpm) 100

Peak Service Flow (lpm) 150

Backwash Flow (lpm) 21

OPERATING PRESSURES

Min Operating Pressure 210kPa

Max Operating Pressure 700kPa

CONNECTIONS

Inlet/Outlet Connection size 32mm BSPM

Drain Connection Size 19mm Hose Barb

TEMPERATURE RANGE

5°C - 43°C

WEIGHT

Approximate Operating Weight (kg) 510

ELECTRICAL

Supply 2 x GPO 240V,10Amp

DIMENSIONS

Overall System Width (A) 1670mm

Overall System Height (B) 1635mm

Overall System Depth (C) 535mm

Service Clearance (D) 500mm

Service Clearance (E) 500mm

Disclaimer. Southland Filtration reserves the right to, at any time change any details of design, specifications and performance figures of any published data.

Freecall 1800 656 771
southlandfiltration.com.au

southland
 FILTRATION

D-14-WS


WATER SOFTENER

Duplex 14" Water Softener for High Capacity Service Flow Rate

Addresses hard water problems such as calcification, scaling and spotting by removing magnesium and calcium hardness minerals and discarding them to drain.



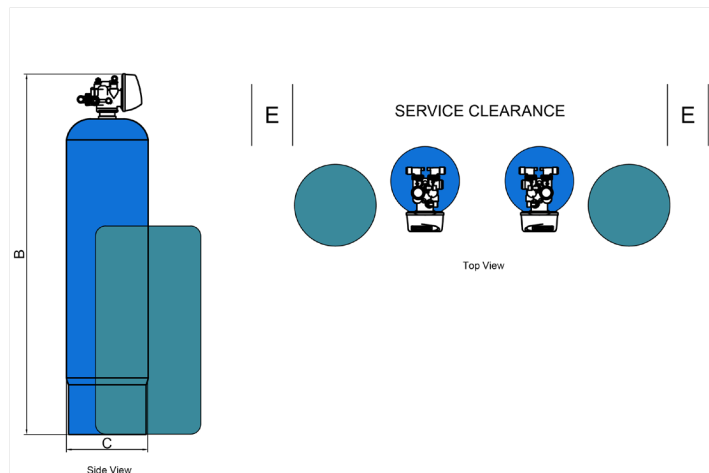
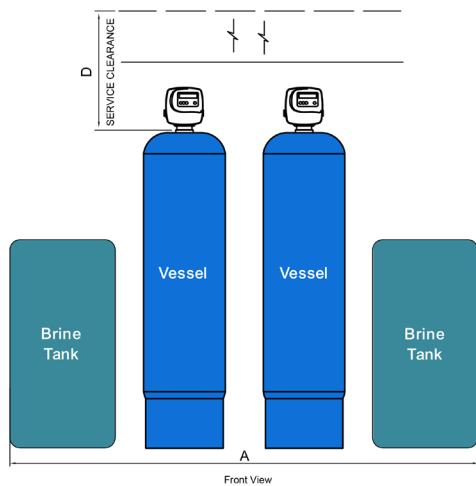
SOFTENER RESIN



FEATURES

- Save time and reduce labour costs with this preassembled kit
- Easy to order with a single product code
- Free commissioning load of water softener salt
- Reduce equipment maintenance costs with the No Hard Water Bypass Valve option
- Choice of different metered options to suit your requirements
- Suitable for any site application with flexible softener configurations
- Reduced downtime with sequential or parallel controls for multiple softeners

PLANS/DRAWINGS



SPECIFICATIONS

PRODUCT CODE

D-14-WS

FLOW RATES

Service Flow (lpm) 134

Peak Service Flow (lpm) 200

Backwash Flow (lpm) 24

OPERATING PRESSURES

Min Operating Pressure 210kPa

Max Operating Pressure 700kPa

CONNECTIONS

Inlet/Outlet Connection size 32mm BSPM

Drain Connection Size 25mm Hose Barb

TEMPERATURE RANGE

5°C - 43°C

WEIGHT

Approximate Operating Weight (kg) 650

ELECTRICAL

Supply 2 x GPO 240V,10Amp

DIMENSIONS

Overall System Width (A) 1730mm

Overall System Height (B) 1910mm

Overall System Depth (C) 555mm

Service Clearance (D) 500mm

Service Clearance (E) 500mm

Disclaimer. Southland Filtration reserves the right to, at any time change any details of design, specifications and performance figures of any published data.

Freecall 1800 656 771
southlandfiltration.com.au

southland
 FILTRATION

D-16-WS


WATER SOFTENER

Duplex 16" Water Softener for High Capacity Service Flow Rate

Addresses hard water problems such as calcification, scaling and spotting by removing magnesium and calcium hardness minerals and discarding them to drain.



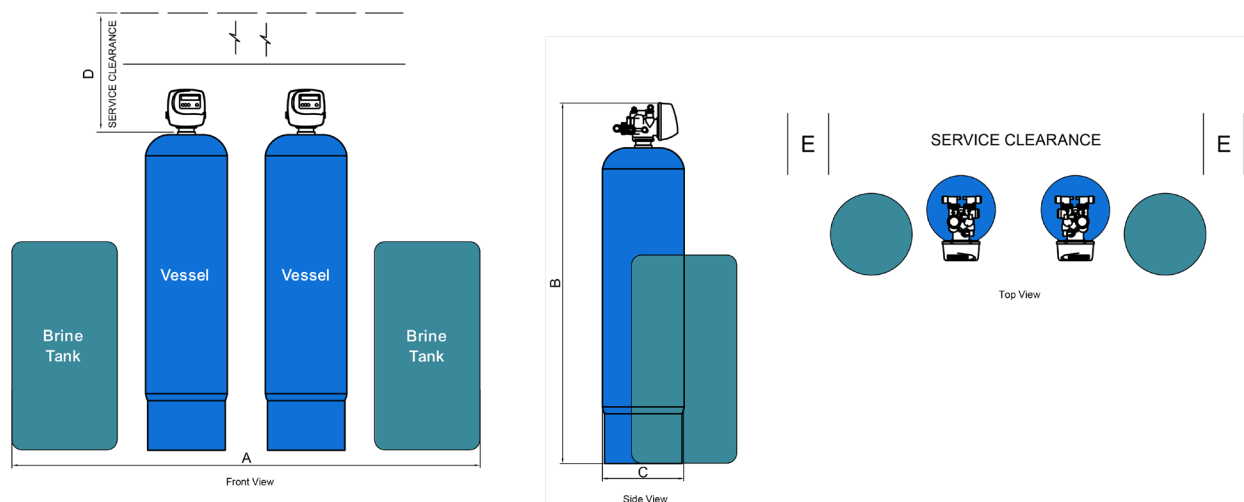
SOFTENER RESIN



FEATURES

- Save time and reduce labour costs with this preassembled kit
- Easy to order with a single product code
- Free commissioning load of water softener salt
- Reduce equipment maintenance costs with the No Hard Water Bypass Valve option
- Choice of different metered options to suit your requirements
- Suitable for any site application with flexible softener configurations
- Reduced downtime with sequential or parallel controls for multiple softeners

PLANS/DRAWINGS



SPECIFICATIONS

PRODUCT CODE

D-16-WS

FLOW RATES

Service Flow (lpm)	166
Peak Service Flow (lpm)	250
Backwash Flow (lpm)	34

OPERATING PRESSURES

Min Operating Pressure	210kPa
Max Operating Pressure	700kPa

CONNECTIONS

Inlet/Outlet Connection size	32mm BSPM
Drain Connection Size	25mm Hose Barb

TEMPERATURE RANGE

5°C - 43°C

WEIGHT

Approximate Operating Weight (kg) 970

ELECTRICAL

Supply 2 x GPO 240V,10Amp

DIMENSIONS

Overall System Width (A)	2200mm
Overall System Height (B)	2000mm
Overall System Depth (C)	725mm
Service Clearance (D)	500mm
Service Clearance (E)	500mm

Disclaimer. Southland Filtration reserves the right to, at any time change any details of design, specifications and performance figures of any published data.

Freecall 1800 656 771
southlandfiltration.com.au

southland
 FILTRATION

D-18-WS


WATER SOFTENER

Duplex 18" Water Softener for High Capacity Service Flow Rate

Addresses hard water problems such as calcification, scaling and spotting by removing magnesium and calcium hardness minerals and discarding them to drain.



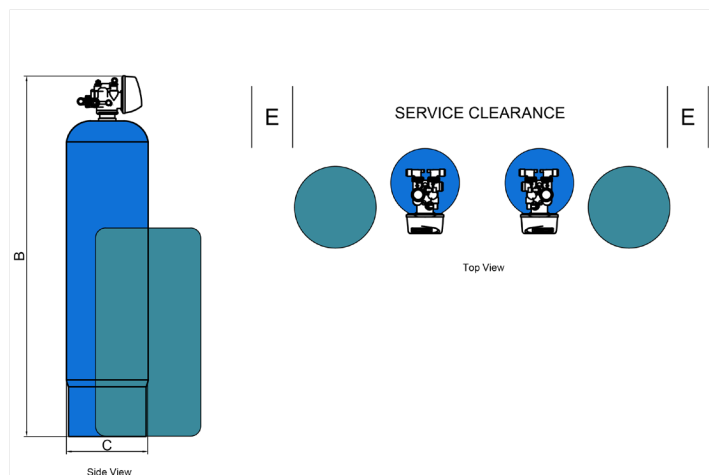
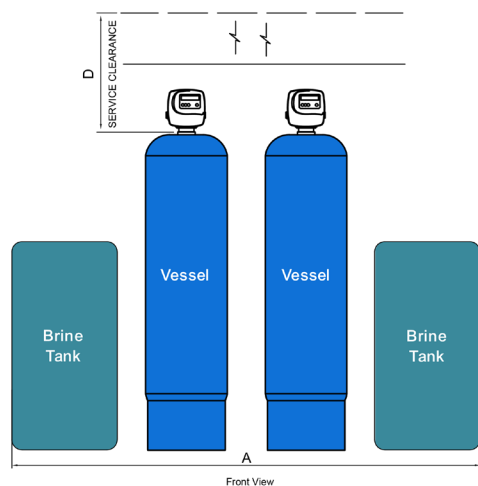
SOFTENER RESIN



FEATURES

- Save time and reduce labour costs with this preassembled kit
- Easy to order with a single product code
- Free commissioning load of water softener salt
- Reduce equipment maintenance costs with the No Hard Water Bypass Valve option
- Choice of different metered options to suit your requirements
- Suitable for any site application with flexible softener configurations
- Reduced downtime with sequential or parallel controls for multiple softeners

PLANS/DRAWINGS



SPECIFICATIONS

PRODUCT CODE

D-18-WS

FLOW RATES

Service Flow (lpm) 192

Peak Service Flow (lpm) 300

Backwash Flow (lpm) 41

OPERATING PRESSURES

Min Operating Pressure 210kPa

Max Operating Pressure 700kPa

CONNECTIONS

Inlet/Outlet Connection size 40mm BSPF

Drain Connection Size 40mm BSPF

TEMPERATURE RANGE

5°C - 43°C

WEIGHT

Approximate Operating Weight (kg) 980

ELECTRICAL

Supply 2 x GPO 240V,10Amp

DIMENSIONS

Overall System Width (A) 2320mm

Overall System Height (B) 2100mm

Overall System Depth (C) 725mm

Service Clearance (D) 1000mm

Service Clearance (E) 500mm

Disclaimer. Southland Filtration reserves the right to, at any time change any details of design, specifications and performance figures of any published data.

Freecall 1800 656 771
southlandfiltration.com.au

southland
 FILTRATION

D-21-WS


WATER SOFTENER

Duplex 21" Water Softener for High Capacity Service Flow Rate

Addresses hard water problems such as calcification, scaling and spotting by removing magnesium and calcium hardness minerals and discarding them to drain.



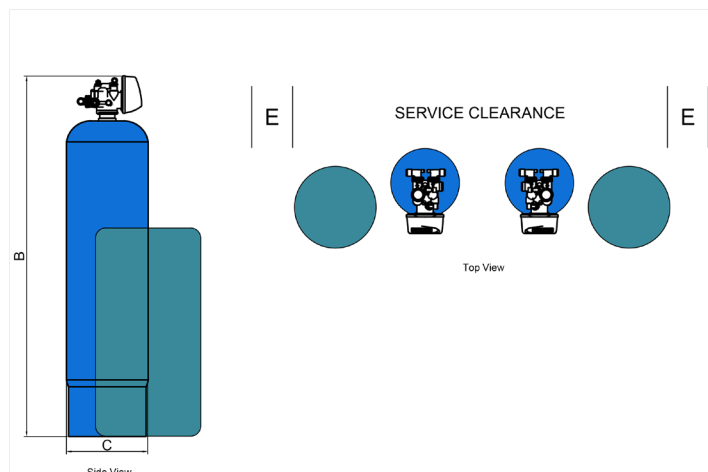
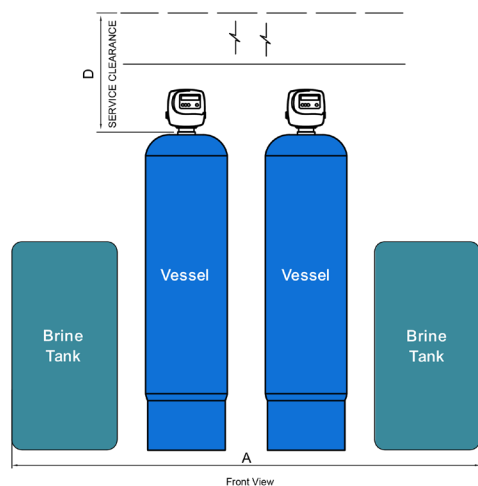
SOFTENER RESIN



FEATURES

- Save time and reduce labour costs with this preassembled kit
- Easy to order with a single product code
- Free commissioning load of water softener salt
- Reduce equipment maintenance costs with the No Hard Water Bypass Valve option
- Choice of different metered options to suit your requirements
- Suitable for any site application with flexible softener configurations
- Reduced downtime with sequential or parallel controls for multiple softeners

PLANS/DRAWINGS



SPECIFICATIONS

PRODUCT CODE

D-21-WS

FLOW RATES

Service Flow (lpm) 234

Peak Service Flow (lpm) 350

Backwash Flow (lpm) 56

OPERATING PRESSURES

Min Operating Pressure 210kPa

Max Operating Pressure 700kPa

CONNECTIONS

Inlet/Outlet Connection size 40mm BSPF

Drain Connection Size 40mm BSPF

TEMPERATURE RANGE

5°C - 43°C

WEIGHT

Approximate Operating Weight (kg) 1210

ELECTRICAL

Supply 2 x GPO 240V,10Amp

DIMENSIONS

Overall System Width (A) 2400mm

Overall System Height (B) 2100mm

Overall System Depth (C) 725mm

Service Clearance (D) 1000mm

Service Clearance (E) 500mm

Disclaimer. Southland Filtration reserves the right to, at any time change any details of design, specifications and performance figures of any published data.

Freecall 1800 656 771
southlandfiltration.com.au

southland
 FILTRATION

D-24-WS


WATER SOFTENER

Duplex 24" Water Softener for High Capacity Service Flow Rate

Addresses hard water problems such as calcification, scaling and spotting by removing magnesium and calcium hardness minerals and discarding them to drain.



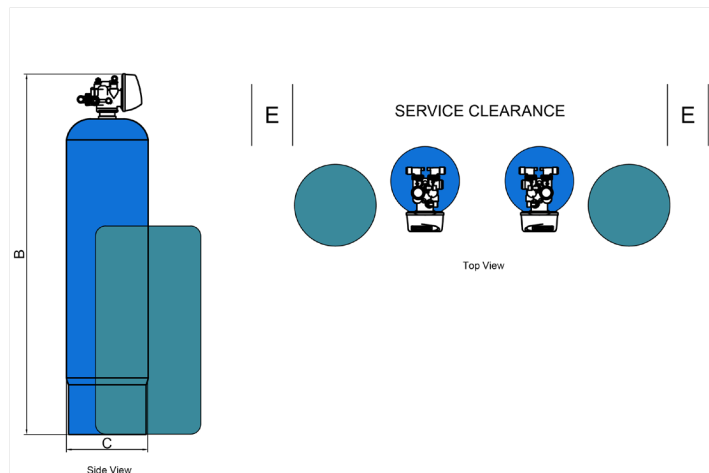
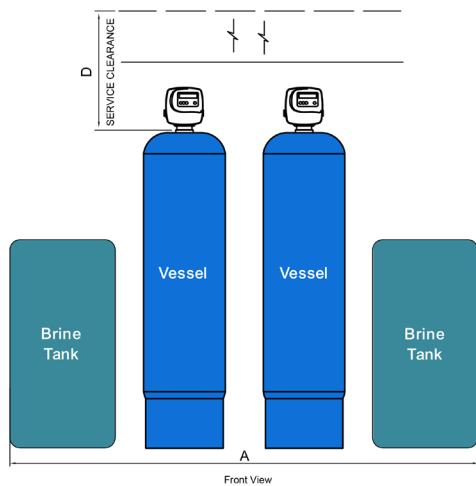
SOFTENER RESIN



FEATURES

- Save time and reduce labour costs with this preassembled kit
- Easy to order with a single product code
- Free commissioning load of water softener salt
- Reduce equipment maintenance costs with the No Hard Water Bypass Valve option
- Choice of different metered options to suit your requirements
- Suitable for any site application with flexible softener configurations
- Reduced downtime with sequential or parallel controls for multiple softeners

PLANS/DRAWINGS



SPECIFICATIONS

PRODUCT CODE

D-24-WS

FLOW RATES

Service Flow (lpm) 334

Peak Service Flow (lpm) 500

Backwash Flow (lpm) 75

OPERATING PRESSURES

Min Operating Pressure 210kPa

Max Operating Pressure 700kPa

CONNECTIONS

Inlet/Outlet Connection size 40mm BSPF

Drain Connection Size 40mm BSPF

TEMPERATURE RANGE

5°C - 43°C

WEIGHT

Approximate Operating Weight (kg) 1700

ELECTRICAL

Supply 2 x GPO 240V,10Amp

DIMENSIONS

Overall System Width (A) 2850mm

Overall System Height (B) 2250mm

Overall System Depth (C) 900mm

Service Clearance (D) 1000mm

Service Clearance (E) 500mm

Disclaimer. Southland Filtration reserves the right to, at any time change any details of design, specifications and performance figures of any published data.

Freecall 1800 656 771
southlandfiltration.com.au

southland
 FILTRATION

D-30-WS


WATER SOFTENER

Duplex 30" Water Softener for High Capacity Service Flow Rate

Addresses hard water problems such as calcification, scaling and spotting by removing magnesium and calcium hardness minerals and discarding them to drain.



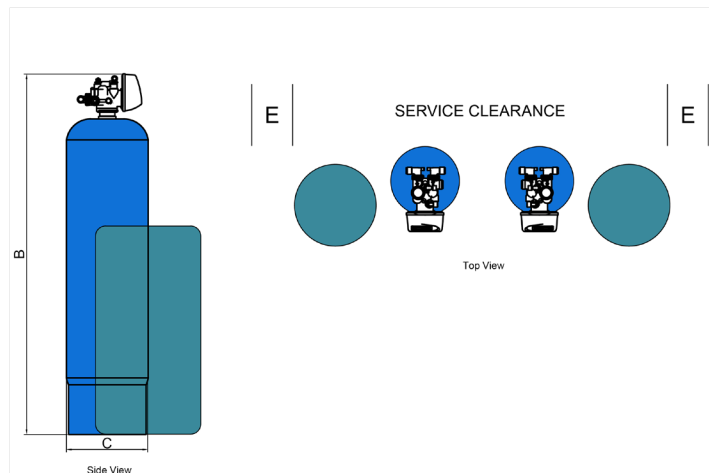
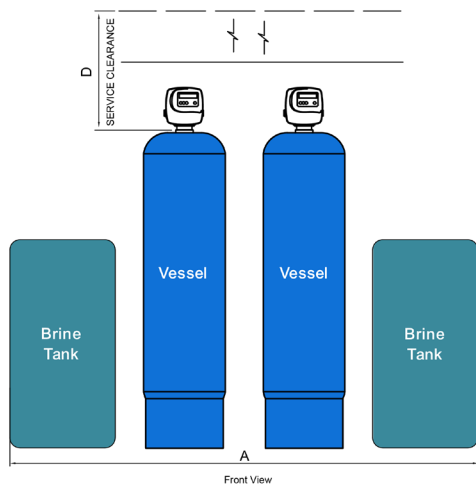
SOFTENER RESIN



FEATURES

- Save time and reduce labour costs with this preassembled kit
- Easy to order with a single product code
- Free commissioning load of water softener salt
- Reduce equipment maintenance costs with the No Hard Water Bypass Valve option
- Choice of different metered options to suit your requirements
- Suitable for any site application with flexible softener configurations
- Reduced downtime with sequential or parallel controls for multiple softeners

PLANS/DRAWINGS



SPECIFICATIONS

PRODUCT CODE

D-30-WS

FLOW RATES

Service Flow (lpm) 566

Peak Service Flow (lpm) 850

Backwash Flow (lpm) 113

OPERATING PRESSURES

Min Operating Pressure 210kPa

Max Operating Pressure 700kPa

CONNECTIONS

Inlet/Outlet Connection size 50mm BSPF

Drain Connection Size 50mm BSPF

TEMPERATURE RANGE

5°C - 43°C

WEIGHT

Approximate Operating Weight (kg) 3340

ELECTRICAL

Supply 2 x GPO 240V,10Amp

DIMENSIONS

Overall System Width (A) 3720mm

Overall System Height (B) 2200mm

Overall System Depth (C) 1250mm

Service Clearance (D) 1000mm

Service Clearance (E) 500mm

Disclaimer. Southland Filtration reserves the right to, at any time change any details of design, specifications and performance figures of any published data.

Freecall 1800 656 771
southlandfiltration.com.au

southland
 FILTRATION

D-36-WS


WATER SOFTENER

Duplex 36" Water Softener for High Capacity Service Flow Rate

Addresses hard water problems such as calcification, scaling and spotting by removing magnesium and calcium hardness minerals and discarding them to drain.



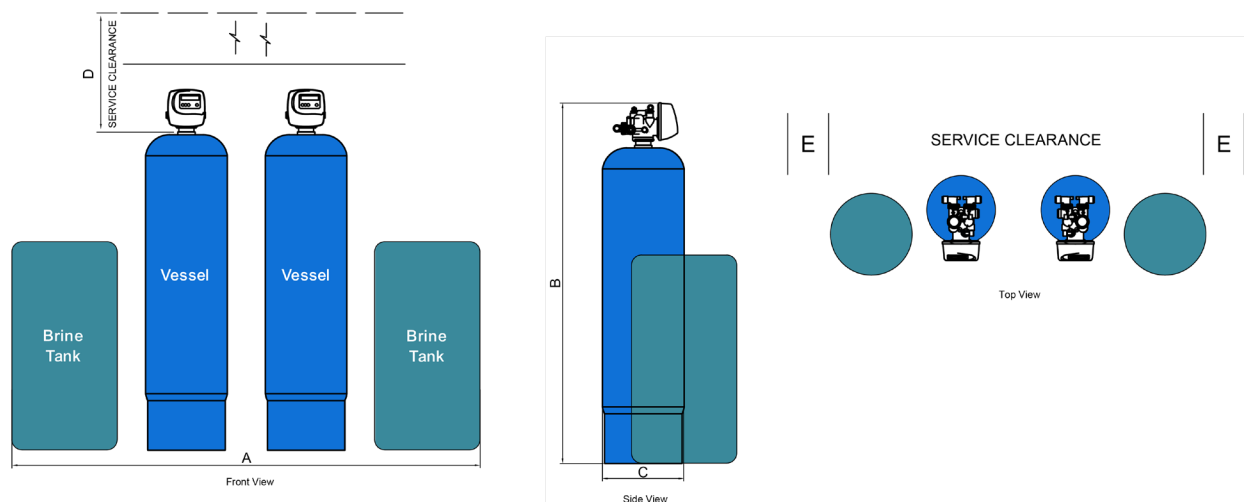
SOFTENER RESIN



FEATURES

- Save time and reduce labour costs with this preassembled kit
- Easy to order with a single product code
- Free commissioning load of water softener salt
- Reduce equipment maintenance costs with the No Hard Water Bypass Valve option
- Choice of different metered options to suit your requirements
- Suitable for any site application with flexible softener configurations
- Reduced downtime with sequential or parallel controls for multiple softeners

PLANS/DRAWINGS



SPECIFICATIONS

PRODUCT CODE

D-36-WS

FLOW RATES

Service Flow (lpm)	866
Peak Service Flow (lpm)	1300
Backwash Flow (lpm)	163

OPERATING PRESSURES

Min Operating Pressure	210kPa
Max Operating Pressure	700kPa

CONNECTIONS

Inlet/Outlet Connection size	50mm BSPF
Drain Connection Size	50mm BSPF

TEMPERATURE RANGE

5°C - 43°C

WEIGHT

Approximate Operating Weight (kg) 4630

ELECTRICAL

Supply 2 x GPO 240V,10Amp

DIMENSIONS

Overall System Width (A)	4580mm
Overall System Height (B)	2300mm
Overall System Depth (C)	1250mm
Service Clearance (D)	1000mm
Service Clearance (E)	500mm

Disclaimer. Southland Filtration reserves the right to, at any time change any details of design, specifications and performance figures of any published data.

Freecall 1800 656 771
southlandfiltration.com.au

southland
 FILTRATION

D-42-WS


WATER SOFTENER

Duplex 42" Water Softener for High Capacity Service Flow Rate

Addresses hard water problems such as calcification, scaling and spotting by removing magnesium and calcium hardness minerals and discarding them to drain.




SOFTENER RESIN



FEATURES

- Save time and reduce labour costs with this preassembled kit
- Easy to order with a single product code
- Free commissioning load of water softener salt
- Reduce equipment maintenance costs with the No Hard Water Bypass Valve option
- Choice of different metered options to suit your requirements
- Suitable for any site application with flexible softener configurations
- Reduced downtime with sequential or parallel controls for multiple softeners

PLANS/DRAWINGS



SPECIFICATIONS

PRODUCT CODE

D-42-WS

FLOW RATES

Service Flow (lpm) 1166

Peak Service Flow (lpm) 1750

Backwash Flow (lpm) 224

OPERATING PRESSURES

Min Operating Pressure 210kPa

Max Operating Pressure 700kPa

CONNECTIONS

Inlet/Outlet Connection size 80mm BSPF

Drain Connection Size 80mm BSPF

TEMPERATURE RANGE

5°C - 43°C

WEIGHT

Approximate Operating Weight (kg) 5560

ELECTRICAL

Supply 2 x GPO 240V,10Amp

DIMENSIONS

Overall System Width (A) 6000mm

Overall System Height (B) 2900mm

Overall System Depth (C) 1600mm

Service Clearance (D) 1000mm

Service Clearance (E) 500mm

Disclaimer. Southland Filtration reserves the right to, at any time change any details of design, specifications and performance figures of any published data.

Freecall 1800 656 771
southlandfiltration.com.au

southland
 FILTRATION

D-48-WS


WATER SOFTENER

Duplex 48" Water Softener for High Capacity Service Flow Rate

Addresses hard water problems such as calcification, scaling and spotting by removing magnesium and calcium hardness minerals and discarding them to drain.




SOFTENER RESIN



FEATURES

- Save time and reduce labour costs with this preassembled kit
- Easy to order with a single product code
- Free commissioning load of water softener salt
- Reduce equipment maintenance costs with the No Hard Water Bypass Valve option
- Choice of different metered options to suit your requirements
- Suitable for any site application with flexible softener configurations
- Reduced downtime with sequential or parallel controls for multiple softeners

PLANS/DRAWINGS



SPECIFICATIONS

PRODUCT CODE

D-48-WS

FLOW RATES

Service Flow (lpm) 1466

Peak Service Flow (lpm) 2200

Backwash Flow (lpm) 292

OPERATING PRESSURES

Min Operating Pressure 210kPa

Max Operating Pressure 700kPa

CONNECTIONS

Inlet/Outlet Connection size 80mm BSPF

Drain Connection Size 80mm BSPF

TEMPERATURE RANGE

5°C - 43°C

WEIGHT

Approximate Operating Weight (kg) 6590

ELECTRICAL

Supply 2 x GPO 240V,10Amp

DIMENSIONS

Overall System Width (A) 6400mm

Overall System Height (B) 2900mm

Overall System Depth (C) 1600mm

Service Clearance (D) 1000mm

Service Clearance (E) 500mm

Disclaimer. Southland Filtration reserves the right to, at any time change any details of design, specifications and performance figures of any published data.

Freecall 1800 656 771
southlandfiltration.com.au

southland
 FILTRATION

D-63-WS


WATER SOFTENER

Duplex 63" Water Softener for High Capacity Service Flow Rate

Addresses hard water problems such as calcification, scaling and spotting by removing magnesium and calcium hardness minerals and discarding them to drain.



SOFTENER RESIN



FEATURES

- Save time and reduce labour costs with this preassembled kit
- Easy to order with a single product code
- Free commissioning load of water softener salt
- Reduce equipment maintenance costs with the No Hard Water Bypass Valve option
- Choice of different metered options to suit your requirements
- Suitable for any site application with flexible softener configurations
- Reduced downtime with sequential or parallel controls for multiple softeners

PLANS/DRAWINGS



SPECIFICATIONS

PRODUCT CODE

D-63-WS

FLOW RATES

Service Flow (lpm) 2334

Peak Service Flow (lpm) 2600

Backwash Flow (lpm) 504

OPERATING PRESSURES

Min Operating Pressure 210kPa

Max Operating Pressure 700kPa

CONNECTIONS

Inlet/Outlet Connection size 80mm BSPF

Drain Connection Size 80mm BSPF

TEMPERATURE RANGE

5°C - 43°C

WEIGHT

Approximate Operating Weight (kg) 10400

ELECTRICAL

Supply 2 x GPO 240V,10Amp

DIMENSIONS

Overall System Width (A) 7200mm

Overall System Height (B) 3000mm

Overall System Depth (C) 1900mm

Service Clearance (D) 1000mm

Service Clearance (E) 500mm

Disclaimer. Southland Filtration reserves the right to, at any time change any details of design, specifications and performance figures of any published data.

Freecall 1800 656 771
southlandfiltration.com.au

southland
 FILTRATION